

Coating Thickness
Measurement

MiniTest Series 700

MiniTest 720/730/740



- **Increased measuring precision** with innovative SIDSP® technology (Sensor Integrated Digital Signal Processing)
- **One system to cover a wide range of applications** up to 15 mm thickness – interchangeable F, N or FN sensors – for built-in or external probe use
- **Convenient, error-free operation** FN sensors automatically identify F (ferromagnetic) or N (nonmagnetic) substrates

SIDSP®-Technology – Brand new Worldwide

Intelligent, digital Coating Thickness Sensors

Analogue signal processing has served its time – digital signal processing is the future

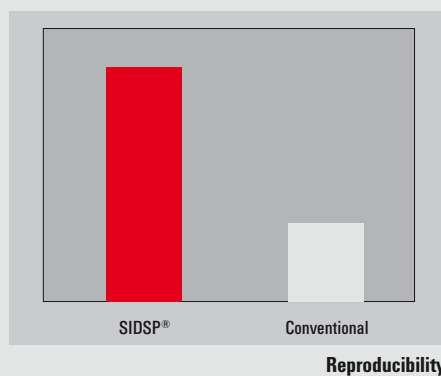
What is SIDSP®?

SIDSP® is a world wide leading technology for coating thickness sensors developed by ElektroPhysik. With this new technology, ElektroPhysik has set another new benchmark for innovative coating thickness measurement.

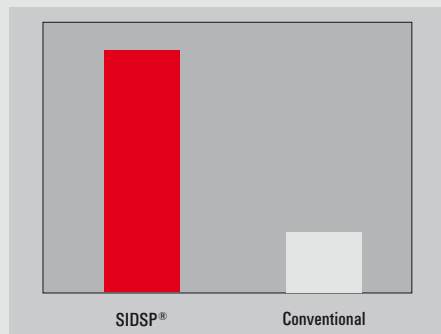
SIDSP® stands for Sensor-Integrated Digital Signal Processing – a technology where the signals are completely processed into digital form inside the sensor at the time and point of measurement. SIDSP® sensors are manufactured according to completely new state-of-the-art production techniques.

How does SIDSP® work?

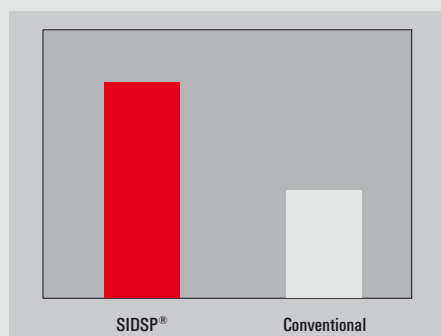
Unlike conventional techniques, the SIDSP® sensors create and control the excitation signals for the sensor head inside the sensor. The return signals are directly digitally converted and processed at a 32 bits accuracy to give you the complete coating thickness value. For this technique, highly sophisticated methods of digital signal processing are used as known from modern telecommunication technologies (mobile phone networks) such as digital filters, base band converting, averaging, stochastic analysis, etc. This enables ElektroPhysik to achieve a signal quality and precision unmatched so



Reproducibility



Temperature Stability



Adaptability

far with analogue signal processing. The thickness value is digitally transmitted via the sensor cable to the display unit.

Setting a new standard in coating thickness measurement, this technology offers decisive advantages and improvements compared to the commonly used analogue sensors.

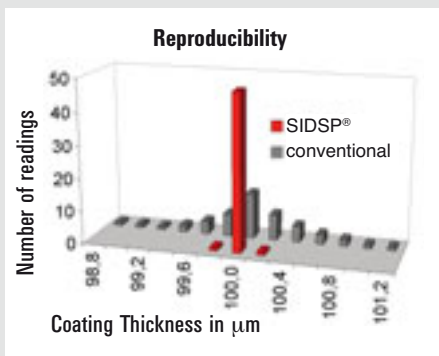
Why choosing SIDSP®?

SIDSP® sensors display extremely high interference immunity

Anything that has to do with measuring signals will be handled by SIDSP® in direct proximity to the sensor head. No more interference during transmission of the measuring signals via a sensor cable – because with SIDSP® there is no measuring signal transmission taking place via the sensor cable. The sensor cable only supplies power to the sensor and serves as a communication interface transmitting the coating thickness values to the display unit – in digital form. Even if your application requires an extremely long cable – no problem – the increased immunity to interference remains with long cable extensions.

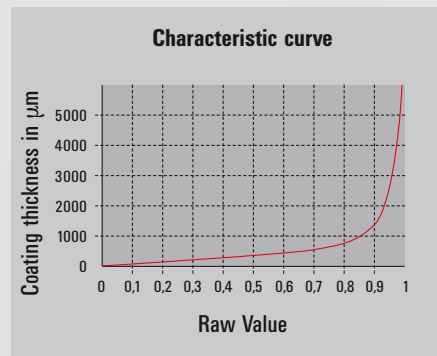
SIDSP® - High stability of measuring signals

ElektroPhysik's SIDSP® sensors achieve a reproducibility that has been unmatched so far. This can be substantiated by placing the sensor on the same measuring spot several times and you will obtain exactly the same result, each time – another proof for the high performance of SIDSP® sensors.



SIDSP® sensors' characteristic curves feature high accuracy

During the manufacturing process, ElektroPhysik's SIDSP® sensors go through a rigorous calibration procedure. Conventional analogue sensors are usually calibrated at only a few points on the characteristic curve. With SIDSP® sensors it's different: in a fully automatic procedure, the sensors are calibrated in as many as 50 points in order to eliminate even the slightest deviations from the ideal characteristic curve. The benefits from this is that the sensor's characteristic curve will be of perfect accuracy over the complete measuring range so as to reduce measuring errors to a minimum.



SIDSP® sensors are highly insensitive to changes in temperature

During the manufacturing process, each of the SIDSP® sensors are encoded with an individual temperature compensation, a procedure inconceivable for analogue sensors. As a result, changes in temperature will not influence the measurement, with SIDSP® sensors temperature related errors do not occur any more!



SIDSP® sensors provide excellent adaptability

Need to take a few quick spot measurements? Just activate the quick mode and the sensor will adapt to your specific task setting. Need to achieve the highest possible accuracy of measurement? No problem, just select the high precision mode and the gauge will adapt to it. Whether your requirements are to take single readings or make continuous measurements – make your choice – SIDSP® can do both!




SIDSP® N and FN sensors compensate for substrate conductivity

With ElektroPhysik's specific automatic compensation method, the SIDSP® eddy current sensors are applicable to a wide range of non-ferrous substrate materials with various conductivities such as copper, titanium, etc. without the need of recalibrating the gauge to the particular substrate.



SIDSP® - Future-oriented solutions

To meet customers' requirements, ElektroPhysik will continuously improve their SIDSP® technology. You can take advantage of this through free software update downloads from our homepage and you can bring your SIDSP® sensor always to the latest version.



The MiniTest 700 Series with SIDSP®

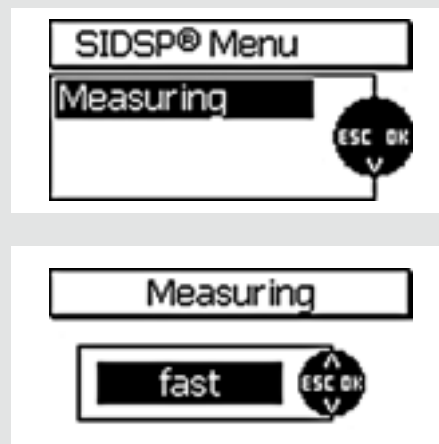
With the new MiniTest 700 product line, ElektroPhysik once again has strengthened its position as a leader in the global market of coating thickness measurement

With the new SIDSP® F-sensors for measurement on steel or N-sensors for measurement on non-ferrous substrates you can take advantage of the benefits of increased accuracy and reproducibility. The new MiniTest 700 gauges are the solution to all your coating thickness problems where a reliable finish and perfect product appearance play a major role for long-term value and success, e.g. in the automotive and shipbuilding industry, in steel- and bridge construction or in the electroplating industry, to name but a few industries.

Increased productivity with the measuring speed setting option

With MiniTest 700 you can react with ease to the changing requirements of coating thickness measurement. Whether your requirement involves taking many readings in a short time and a medium precision is sufficient or whether only a few readings suffice but with increased accuracy – just select the requested mode and

the gauge adapts to your task setting to measure with utmost efficiency and optimum productivity. To ensure you don't miss anything even in the quick mode of operation, the gauge alerts you in case of deviations from your set tolerance limits. Equipped with audible and visual alarms, the gauge indicates whether readings are within the limits (green LED) or whether they fall outside of the set limits (red LED).



Convenience and ease of use

The MiniTest 700 is ergonomically designed and its rounded shape allows the MiniTest gauge to fit perfectly into the palm of your hand. Designed for utmost flexibility for quality control and inspections, the sensor of the MiniTest 740 model can be easily converted from a built-in sensor into an external one. So even difficult to access areas can be reached without problems. The MiniTest 700 line is designed to meet all of your coating thickness testing requirements: Choose the MiniTest 720 if you prefer one hand operation with a built-in sensor. The model MiniTest 730 comes with an external sensor. All models are equipped with a large, easy-to-read and backlit display. To ensure maximum user flexibility, the display orientation can rotate by 180°, so readings will never be upside down.



Pre-set options that save you time and money

With ElektroPhysik's shape correction feature, all MiniTest 700 sensors perfectly compensate for irregular shaped surfaces. When you calibrate the gauge for zero on an uncoated sample, the whole measuring range will be calibrated for this specific shape and substrate material. To save you time and money, a large number of predefined calibration methods are available to adapt to a wide range of different surface conditions and accuracy requirements. You can use the factory set calibration, Zero-, two-point and three-point calibration. In addition, a specific calibration for roughness is also available taking into account various roughness grades. The automatic substrate identification feature of the FN sensors adds additional comfort by automatically identifying the

substrate type thus avoiding possible operator errors. To compete on a worldwide scale, the MiniTest 700 series comply to and support the following international standards: SSPC-PA2, ISO, Swedish (SS 18 41 60), Australian (AS 3894.3), ISO 19840 and ASTM D 7091 (formerly D 1186 and D 1400).



MiniTest 700 : Advantages at a Glance

- Correct readings with interference free measurement with precise evaluation through SIDSP®
- Extended field of application through exchangeable sensors to cover different ranges up to 15 mm (600 mils) thickness (with MiniTest 740)
- High flexibility of use through versatile sensors (the MiniTest 740 sensor can be changed from built-in to external sensor on a lead)
- Automatic substrate identification with FN sensors accelerates measurements and helps avoiding operating errors
- Efficient temperature compensation eliminates errors caused by changes in temperature
- High precision characteristic curves achieved during the manufacturing process by calibrating up to 50 calibration points
- Large memory capacity for storing up to 100,000 readings in 10 and/or 100 batches
- Readings and statistical values can be called-up individually
- Large, easy-to-read backlit graphics display, with 180° rotatable display orientation
- Easy menu-guided operation, 25 menu languages are available
- Built-in IrDA port for infrared data transmission to printer or PC
- Future-proof through downloadable sensor and gauge software updates

Supply Schedule



MiniTest 720

Standard Supply Schedule

Plastics carrying case including

- MiniTest 720/730/740 (according to choice)
- SIDSP® sensor (according to choice)
- Calibration set with calibration standards and zero reference plate(s)
- Instructions manual in German, English, French and Spanish on CD
- 2 Mignon/AA batteries

Recommended Accessories

- Measuring stand for F1.5/N0.7/FN 1.5 sensors



MiniTest 730



MiniTest 740

Technical Specification

SIDSP®-Sensors

SENSOR TYPE	F1.5, N0.7, FN1.5		F2	F5, N2.5, FN5		F15
	F	N	F	F	N	F
Measuring range	0...1.5 mm 60 mils	0...0.7 mm 27 mils	0...2 mm 80 mils	0...5 mm 200 mils	0...2.5 mm 100 mils	0...15 mm 590 mils
Typical field of application	small samples, thin coatings, use with measuring stand		rough surfaces	standard sensors for a wide field of applications		thick coatings
Measuring principle	magnetic induction	eddy currents	magnetic induction	magnetic induction	eddy currents	magnetic induction
Signal processing	Sensor integrated 32 bits signal processing (SIDSP®)					
Accuracy ^{1,5}	± (1 µm + 0.75% of reading) ± (.04 mils + 0.75% of reading)		± (1.5 µm + 0.75% of reading) ± (.06 mils + 0.75% of reading)		± (5 µm + 0.75% of reading) ± (.20 mils + 0.75% of reading)	
Repeatability (standard deviation) ⁵	± (0.5 µm + 0.5% of reading) ± (.02 mils + 0.5% of reading)		± (0.8 µm + 0.5% of reading) ± (.03 mils + 0.75% of reading)		± (2.5 µm + 0.5% of reading) ± (.10 mils + 0.75% of reading)	
Low range resolution	0.05 µm; .002 mils		0.1 µm; .004 mils		1 µm; .04 mils	
Minimum curvature radius convex ²	1.0 mm; .040"		1.5 mm; .060"		5 mm; .20"	
Minimum curvature radius concave (external sensor without prism) ²	7.5 mm; .30"		10 mm; .40"		25 mm; 1.0"	
Minimum curvature radius concave (built-in sensor) ²	30 mm; 1.20"		30 mm; 1.20"		30 mm; 1.20"	
Minimum measuring area ^{2,3}	Ø 5 mm; .20"		Ø 10 mm; .40"		Ø 25 mm; 1.0"	
Minimum substrate thickness	0.3 mm; .012"	40 µm; .0016"	0.5 mm; .020"	0.5 mm; .020"	40 µm; .0016"	1 mm; .040"
Measuring rate in continuous mode	20 readings per second					
Max. measuring rate in single readings mode	70 readings per minute ⁴					

¹ with multi-point calibration

² if calibration is made close to the coating thickness to be expected

³ if the precision stand is used

⁴ if the „quick“ filter has been selected

⁵ according to DIN 55350 part 13

Gauges

MODEL	MiniTest 720	MiniTest 730	MiniTest 740
Properties			
Sensor model	built-in	external	changeable from built-in to external
Number of data memories	10	10	100
Number of storable readings	max. 10,000 readings in total	max. 10,000 readings in total	max. 100,000 readings in total
Statistics	Number of readings, minimum, maximum, average, standard deviation, coefficient of variation, block statistics (norm-conforming/free configurable)		
Calibration procedures according to international norms and standards	ISO, SSPC, „Swedish“, „Australian“		
Calibration modes	Factory calibration, Zero calibration, 2-point and 3-point calibration, user adjustable offset value		
Monitoring of limits	Visual and audible alarm to indicate limit deviations		
Measuring units	µm, mm, cm; mils, inch, thou		
Operating temperature	- 10°C...60°C; 14°F...140°F		
Storing temperature	- 20°C...70°C; - 4°F...158°F		
Data port	IrDA 1.0 (infrared)		
Power supply	2 Mignon/AA batteries		
Norms and standards	DIN EN ISO 1461, 2064, 2178, 2360, 2808, 3882, 19840 ASTM B244, B499, D7091, E376 AS 3894.3, SS 1841 60, SSPC-PA 2		
Dimensions	157 mm x 75.5 mm x 49 mm; 6.2" x 2.97" x 1.93"		
Weight built-in/external	approx. 175 g; 6.2 oz	approx. 210 g; 7.4 oz	approx. 175 g/230 g; 6.2 oz/8.1 oz

Specifications subject to change without notice.



ElektroPhysik

ElektroPhysik
Pasteurstr. 15
D-50735 Köln
Tel.: +49 (0) 221 752 04-0
Fax: +49 (0) 221 752 04-67
www.elektrophysik.com
info@elektrophysik.com

ElektroPhysik USA
770 West Algonquin Rd.
Arlington Heights IL 60005
Phone: +1 847 4 37-6616
Fax: +1 847 4 37-00 53
www.elektrophysik.com
epusa@elektrophysik.com

ElektroPhysik Nederland
Borgharenweg 140
6222 AA Maastricht
Tel.: +31 (0) 43/3 52 00 60
Fax: +31 (0) 43/3 63 11 68
www.elektrophysik.com
epnl@elektrophysik.com

ElektroPhysik Belgium
Rue Jouhaux 16
4102 Ougrée
Tél.: +32(0)4 336 52 05
Fax: +32(0)4 338 0180
www.elektrophysik.com
epbe@elektrophysik.com